






## COPPER + GOLD

Company	Commodity	Mt	Cu %	Au g/t	Year
 COPPER MOUNTAIN MINING CORPORATION	Cu-Au	171.0	0.46	0.05	2020
 MMG	Zn-Pb	86.8	1.40	0.06	2020
 Evolution MINING	Cu-Au	89.8	1.17	0.60	2017
 COPPER RESOURCES AUSTRALIA	Cu	56.7	0.64	0.15	2021
 AIC Mines Limited	Cu-Au	10.0	3.20	0.70	2017
 chinova	Cu-Au	588.7	0.65	0.4-0.5	2002-2021
GLENCORE	Cu	225.0	3.30		2007

## LEAD/ZINC/SILVER

Company	Commodity	Mt	Pb %	Zn %	Ag g/t	Year
 SOUTH32	Ag-Pb-Zn	79	7.9	5.4	262	2020
 MMG	Zn-Pb-Ag	57.3	2.0	13.2	35	2015
GLENCORE	Pb-Zn	150	6.0	7.0	150	2007